


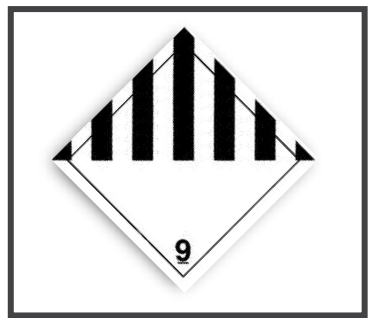


Instructions for Packaging Drill Rod Batteries

Correctly Packaged Drill Rod Batteries



Packaging Supplies



Placards

Cardboard tubes and caps



Vermiculite

Electrical tape

Poly sleeves



Lithium Drill Rod Battery Packaging and Shipping Instructions

These instructions must be followed exactly!

These instructions are for **Lithium Drill Rod Batteries only**. If you are unsure of the type of batteries that you have, please contact us for assistance.

Planning

Under the Universal Waste Law, you must contact Battery Solutions **before** sending a shipment of Universal Waste Batteries to us so we can assign a recycling authorization tracking number to the shipment.

We will provide you with the address of the nearest Battery Solutions recycling center for your shipment and arrange transportation and handling, as required.

When calling please let us know:

- If you do or do not have a loading dock or lift truck to load the batteries for shipment.
- If you do not have an asphalt or concrete loading area, please inform us before you package the batteries.


Packaging and Labeling

- All terminal ends must be protected with tape or end caps.
- Drill rods must be individually placed in a protective tube or poly sleeve.
- Drill rods must then be packaged in certified, heat treated shipping crates. Weigh each crate prior to filling to be sure you have an accurate tare weight. ISPM15 compliant crates must be used. Call Battery Solutions, if unsure of the crate requirements.
- Vermiculite must be placed in the bottom of the crate before stating to fill, at the ends of the drill rods, between each layer of drill rods and as a final layer before the top is placed on the crate.

Each crate needs to have the following two labels adhered to the crate. Battery Solutions can supply you with these labels.



Lithium Label – 1 label required



#9 DOT Placard – 2 required – opposite sides of the crate

Shipping

- Have the driver of the trucking company sign the bill of lading that was provided to you. Keep a signed copy for your records.

Contact Information

To plan a shipment or for any questions call our logistics department at 800-852-8127.

The party shipping or transporting batteries (the "Shipper") to Battery Solutions, LLC ("BSL") must properly secure the batteries to pallets prior to loading them onto a truck. Packaging and Labeling must be in compliance with the U.S. Department of Transportation – Code of Federal Regulations (CFR).

Attention Battery Solutions, LLC Customers - Notice to Comply:
As the shipper of record you must fully comply with all U.S. Department of Transportation regulations.